


Electronic Ballast for 14-35W X 1

120-277V



Approval Marks



Certified

EN 61347-1:2008+A1:2001
EN 61347-2-3:2011
EN 60929:2006

Product Specification

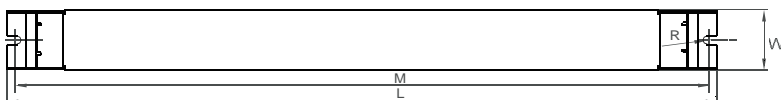
Parameter	Conditions	Min	Nom	Max	Unit
Number Of Lamps Driven		-	1	-	-
Lamp Power	25 °C, Nominal Input	13.5	-	35	W
Input Power	EEL=A1 BAT Class (CELMA)	15	-	39.1	W
Rated Input Voltage	25 °C	120	230	277	V
AC Input Voltage Range	25 °C	108	-	305	V
DC Input Voltage Range	25 °C	160	-	300	V
Input Frequency	25 °C	0	50-60	-	Hz
Input Current	25 °C, .50Hz, 230V	70	-	180	mA
Input Current	25 °C, .60Hz, 277V/120V	63	-	320	mA
Power Factor(Full light output)	25 °C, .50Hz, 230V	0.95	-	-	-
Power Factor(Full light output)	25 °C, .60Hz, 277V/120V	0.90	-	0.98	-
Operating Frequency	25 °C, Rated Input Voltage	40	-	-	KHz
Lamp Current Crest Factor	25 °C, Rated Input Voltage	-	-	1.70	-
THD (Full light output)	25 °C, .50Hz, 230V	-	-	20%	-
THD (Full light output)	25 °C, .60Hz, ANSI C82.11/120V	-	-	15%	-
Ballast Lumen Factor	25 °C, Rated Input Voltage	-	1.00	-	-
Starting Time	25 °C, Rated Input Voltage	-	1	-	S
Operating Ambient Temperature	25 °C, Rated Input Voltage	+10	-	+60	degC
Max Allowed Case Temperature	25 °C, Rated Input Voltage	-	-	+75	degC
Sink current (for 1-10V dimmable ballast)	25 °C, Rated Input Voltage	-	-	-	mA
Dimming Range	25 °C, Rated Input Voltage	1%	-	100%	-
Lamp Start At Dimming Position	25 °C, Rated Input Voltage	1%	-	100%	-
Average Service Life	at 60 degC ambient	60,000	-	-	hours
Failure Rate Per 1000h Operation	at 60 degC ambient	-	-	0.20%	-
Power Consumption (No load)	25 °C, Rated Input Voltage	-	-	0.3	W
Power Consumption (Stand-by)	25 °C, Rated Input Voltage	-	-	0.3	W
Sound Rating	25 °C, Rated Input Voltage	-	-	28	dB
Remote Mounting	Lengths of applied Lamp	-	-	1 1/2x	-
End - Of - Life Protection			Yes		
Automatic Shutdown In Case Of Lamp Failure			Yes		
Automatic Restart After Lamp Replacement			Yes		
Power consumption measurement (for DALI dimmable ballast)			No		

Lamp Type 1 x T5 14,21,28,35W

Application Site

Low Humidity, No Condensation

Physical Parameter



L : 360 mm H : 21.5 mm R : 21 mm
W : 30 mm M : 350 mm

Slot On One Side Allowing Alignment : M+/-3 mm

Tolerance : $\geq 0 \sim 100 \geq \pm 0.5$ mm
 $100 \sim \geq \pm 1$ mm

Terminal Block : Push Button, Angled Entry

Housing Material : Metal, No Sharp Edges

Soldering : Lead - Free, Comply With RoHS

Label : Surface Print

Electronic Ballast for 14-35W X 1

120-277V



Approval Marks

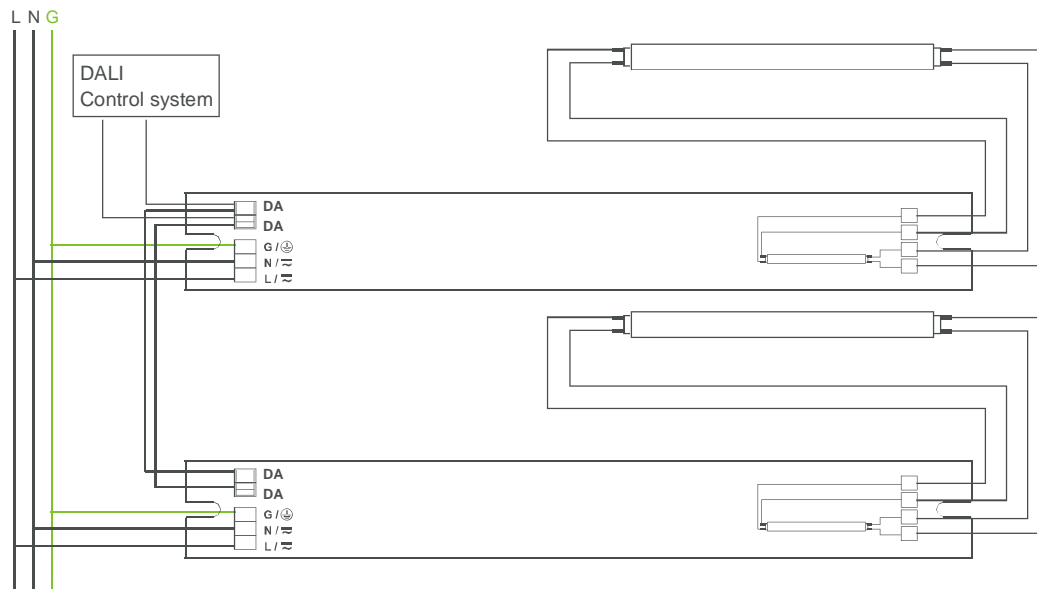


Certified

EN 61347-1:2008+A1:2001
 EN 61347-2-3:2011
 EN 60929:2006

Wiring Diagram

Ballast to DALI bus



Touch Dim mode

