


Electronic Ballast for 22-42W X 1

220-240V



Approval Marks



Certified

EN 60929:2006
EN 61347-2-3:2001
EN 61347-1:2008

Product Specification

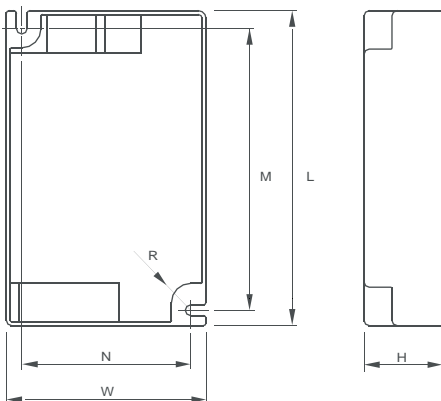
Parameter	Conditions	Min	Nom	Max	Unit
Number Of Lamps Driven		1	-	1	-
Lamp Power	25°C, Nominal Input	16.5	-	39.5	W
Input Power	EEL=A1 Class(CELMA)	19	-	45	W
Rated Input Voltage	25°C	220	230	240	V
AC Input Voltage Range	25°C	198	-	264	V
DC Input Voltage Range	25°C	180	-	260	V
Input Frequency	25°C	0	50-60	-	Hz
Input Current	25°C, Nominal Input	0.090	-	0.200	A
Power Factor	25°C, Nominal Input	0.93	0.98	-	-
Operating Frequency	25°C, Nominal Input	40	-	-	KHz
Lamp Current Crest Factor	25°C, Nominal Input	-	-	1.60	-
THD	25°C, Nominal Input	-	-	25%	-
Ballast Lumen Factor	25°C, Nominal Input	0.92	0.95	1.01	-
Starting Time	25°C, Nominal Input	-	-	1	S
Operating Ambient Temperature	Nominal Input	10	-	+60	degC
Max Allowed Case Temperature	Minimum Input	-	-	+75	degC
Dimming Range	25°C, Nominal Input	1%	-	100%	-
Lamp Start At Dimming Position	25°C, Nominal Input	1%	-	100%	-
Average Service Life	at 60 degC ambient	50,000	-	-	hours
Failure Rate Per 1000h Operation	at 60 degC ambient	-	-	0.20%	-
End - Of - Life Protection			Yes		
Automatic Shutdown In Case Of Lamp Failure			Yes		
Automatic Restart After Lamp Replacement			Yes		

Lamp Type T5C 22,40W x 1
TC-L 24,36,40W x 1
TC-DE 26W x 1
TC-TE 26,32,42W x 1

Application Space

Indoor Use
(Low Humidity, No Condensation)


Physical Parameter



L : 123 mm H : 30.5 mm
M : 110 mm K :
N : 66 mm R : 2.1 mm
W : 78 mm Slot On One Side Allowing Alignment : M+/-3 mm
Tolerance : ≥0 ~ 100 ≥ +/-0.5 mm
100 ~ ≥ +/-1 mm
Terminal Block : Push - Button, Angled Entry
Housing Material : Polycarbonate
Soldering : Lead - Free, Comply With RoHS
Label : Surface Print

Electronic Ballast for 22-42W X 1

220-240V



Approval Marks



Certified

EN 60929:2006
 EN 61347-2-3:2001
 EN 61347-1:2008

Wiring Diagram

